

ASSEMBLY INSTRUCTIONS

WALL DIGANAL CABINET (WDC2430,~~WDC2730~~)


CABINET PARTS LIST

A-Door & Face Frame B-End Panels(2) B1-Back End Panels(2) C-Shelves(2)
D-Bottom Panel & Top Panel E-Back Panel

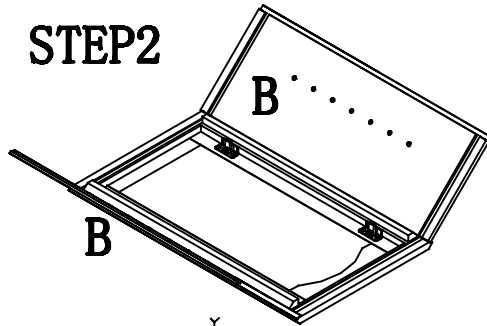
HARDWARE PARTS LIST

1. Shelf Clips (8) 2. Screws (Ø3*12) 4

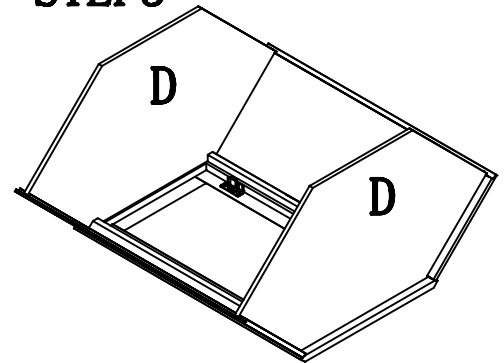
STEP1



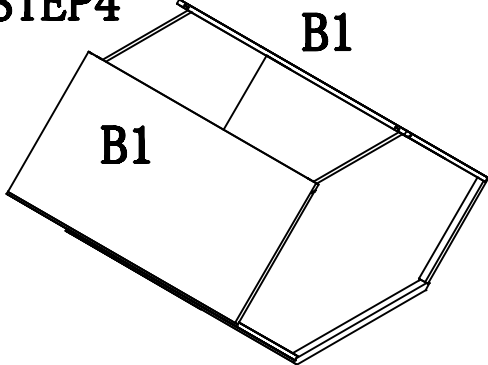
STEP2



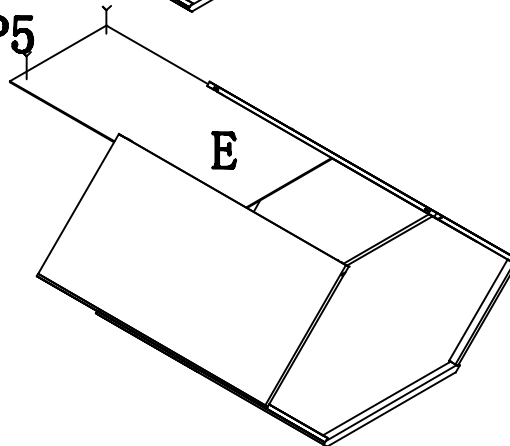
STEP3



STEP4



STEP5



STEP6

